

Brown Township Regulators Cowboy Action Shoot October 29, 2022 Brown Township Sportsmen's Club

	Stage 1/2	Stage 3/4	Stage 5/6		Total	
CIRCLE		1T,3M,2S	3T,1M,1S		4T,\$M,3S	
Diamond	4				4	
Square	4				4	
Shotgun	4	4	4		12	
Table/ Spool	2 barrels	3 barrels	2 barrels			
Extra	bale		bale			

Stage Needs

Notes and Stage Conventions

Long Guns may be restaged anywhere safely unless otherwise noted

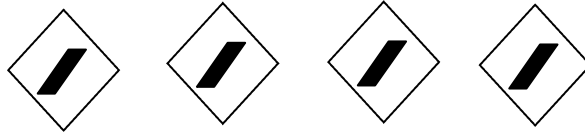
Shotgun must be made up before moving

Start both feet behind position—after move at least close enough to restage without moving

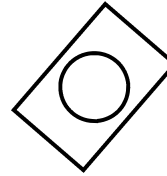
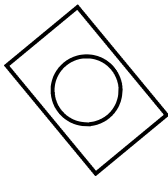


Targets may be engage from either direction unless otherwise noted

Lines from “Hang ‘Em High” (1968)

STAGE 1



Hay Bale



Ammunition and Staging

- Rifle 10 Rounds in hands and shot from center cement
- Pistols 10 Rounds Holstered shot from bale
- Shotgun 4+ staged either barrel and shot from both barrels
-

Gun order— Rifle—shotgun—pistol

Starting Position—center cement rifle in hands



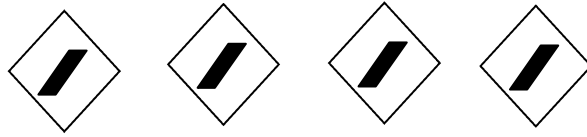
Ready Line—When you hang a man, you better look at him

At the Buzzer Rifle - engage targets in Progressive sweep 1on1, 2on2, 3on3, 4on4

Shotgun engage two from each barrel

Pistol from bale same instructions as rifle

STAGE 2



Ammunition and Staging

- Rifle 10 Rounds staged and shot from either barrel
- Pistols 10 Rounds Holstered shot from both barrels
- Shotgun empty staged either barrel and shot from both barrels

•
Gun order— Rifle then choice

Starting Position— behind either barrel thumbs hooked in gun leather

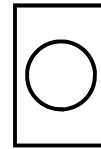
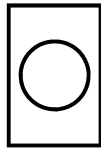
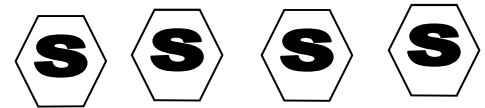

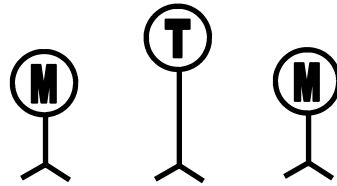
Ready Line— You're lynchin these boys, why?

At the Buzzer Rifle Rifle—engage targets in a 2-3-2-3 sweep

Pistols engage both sets of targets in a 2-3 sweep .

Shotgun—two from each barrel

STAGE 3



Ammunition and Staging

- Rifle 10 Rounds in hands shot from center barrel
- Pistols 10 Rounds Holstered shot from left barrel
- Shotgun 4+ rounds staged and shot from right barrel

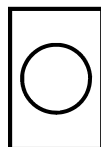
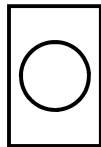
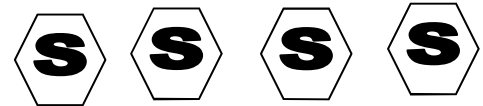


•
Gun order— Rifle then choice

Starting Position— center barrel rifle in hands

Ready Line—They'll be no hanging here

**At the Buzzer— Rifle/Pistol Double tap Nevada sweep
Shotgun till down**

STAGE 4



Ammunition and Staging

- Rifle 10 Rounds staged and shot from center barrel
- Pistols 10 Rounds Holstered shot from left barrel
- Shotgun 4+ rounds staged and shot from right barrel

•
Gun order— S-R-P or P-R-S

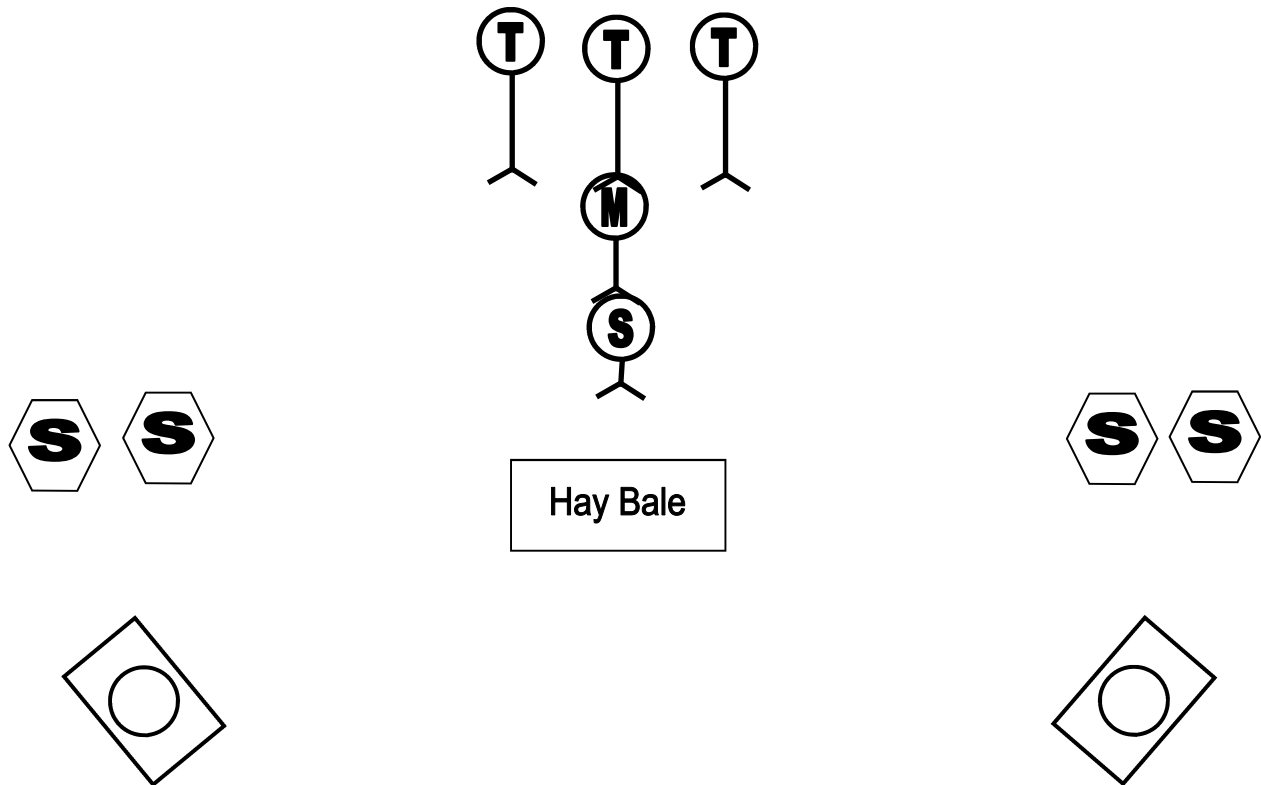
Starting Position— Behind either outside barrel starting gun/s in hand

Ready Line— Some people call this Hell, but you're still in Oklahoma Territory

At the Buzzer— Rifle/Pistol Place 4 rounds on center target then three rounds on each outside target

Shotgun till down

STAGE 5



Ammunition and Staging

- Rifle 10 Rounds staged and shot from either barrel
- Pistols 10 Rounds Holstered shot from bale
- Shotgun 2+ rounds staged and shot from other barrel

•
Gun order— Rifle –Shotgun - Pistol

Starting Position— behind either barrel hands on staged rifle

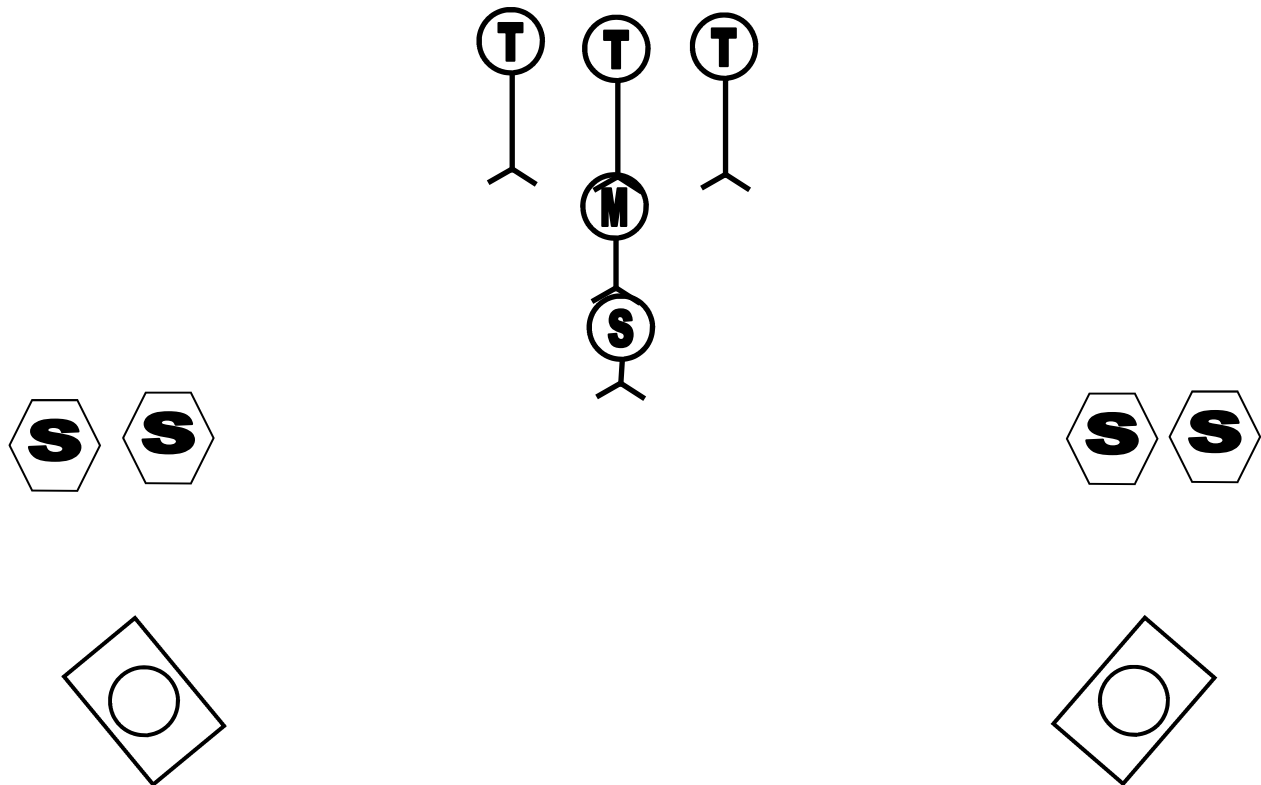
Ready Line—Always uses top grade hemp.....snaps your neck like a dry twig

At the Buzzer— Rifle -single tap sweep UP the three middle targets then double tap an outside target—repeat pattern using other outside target

Shotgun—Move to other barrel and engage 2 shotgun targets,

Pistol—Move to bale and repeat rifle instructions

STAGE 6



Ammunition and Staging

- Rifle 10 Rounds staged and shot from either barrel
- Pistols 10 Rounds holstered shot from centered between barrels
- Shotgun 4+ rounds staged and shot from both barrels

Gun order—Pistol—Rifle Shotgun

Starting Position— centered between barrels pistol/s in hand

Ready Line—You ain't never gonna get me alive to Fort Grant

At the Buzzer— Pistol / Rifle put two rounds on each outside target then two rounds on each of middle 3 targets

Shotgun engage 2 targets from each barrel