

# Brown Township Regulators Cowboy Action Shoot April 30, 2022 Brown Township Sportsmen's Club

	Stage 1/2/3	Stage 4/5/6			Total	
CIRCLE		2T,4M,2S				
Diamond	5					
Square	6					
Shotgun	6	4				
Table/ Spool	2 barrels	3 barrels				
Extra						

## Stage Needs

### Notes and Stage Conventions

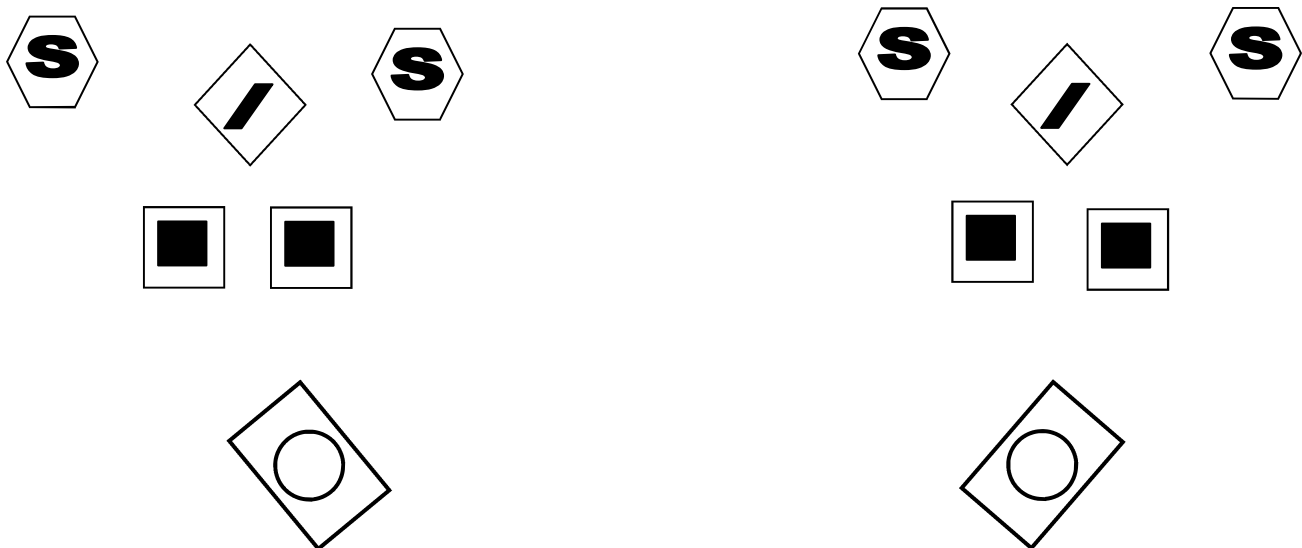
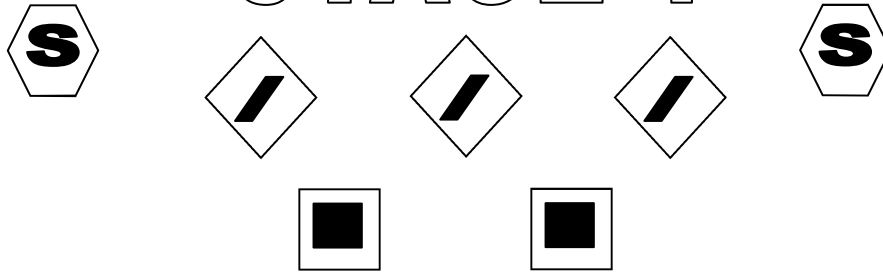
Long Guns may be restaged anywhere safely unless otherwise noted

Shotgun must be made up before moving

Start both feet behind position—after move at least one foot behind position

Lines are from “Blazing Saddles” (1974)

# STAGE 1



## Ammunition and Staging

- Rifle 10 Rounds in hands
- Pistols 10 Rounds Holstered
- Shotgun 4+ staged on either barrel
- 


Gun order— Rifle then choice

Starting Position— Center of cement rifle in hands

Ready Line— What in the wide wide world of sports is a goin on here.

At the Buzzer— Rifle starting from either end single tap sweep diamonds then double tap sweep squares from same direction then single tap sweep diamonds from same direction Pistols using only one set of targets Triple tap diamond then double tap each square then triple tap diamond. Shotgun two from each barrel till down.

# STAGE 2



Hay Bale



## Ammunition and Staging

- Rifle 10 Rounds cradled in arms
- Pistols 10 Rounds Holstered
- Shotgun 6+ rounds staged either barrel
- 

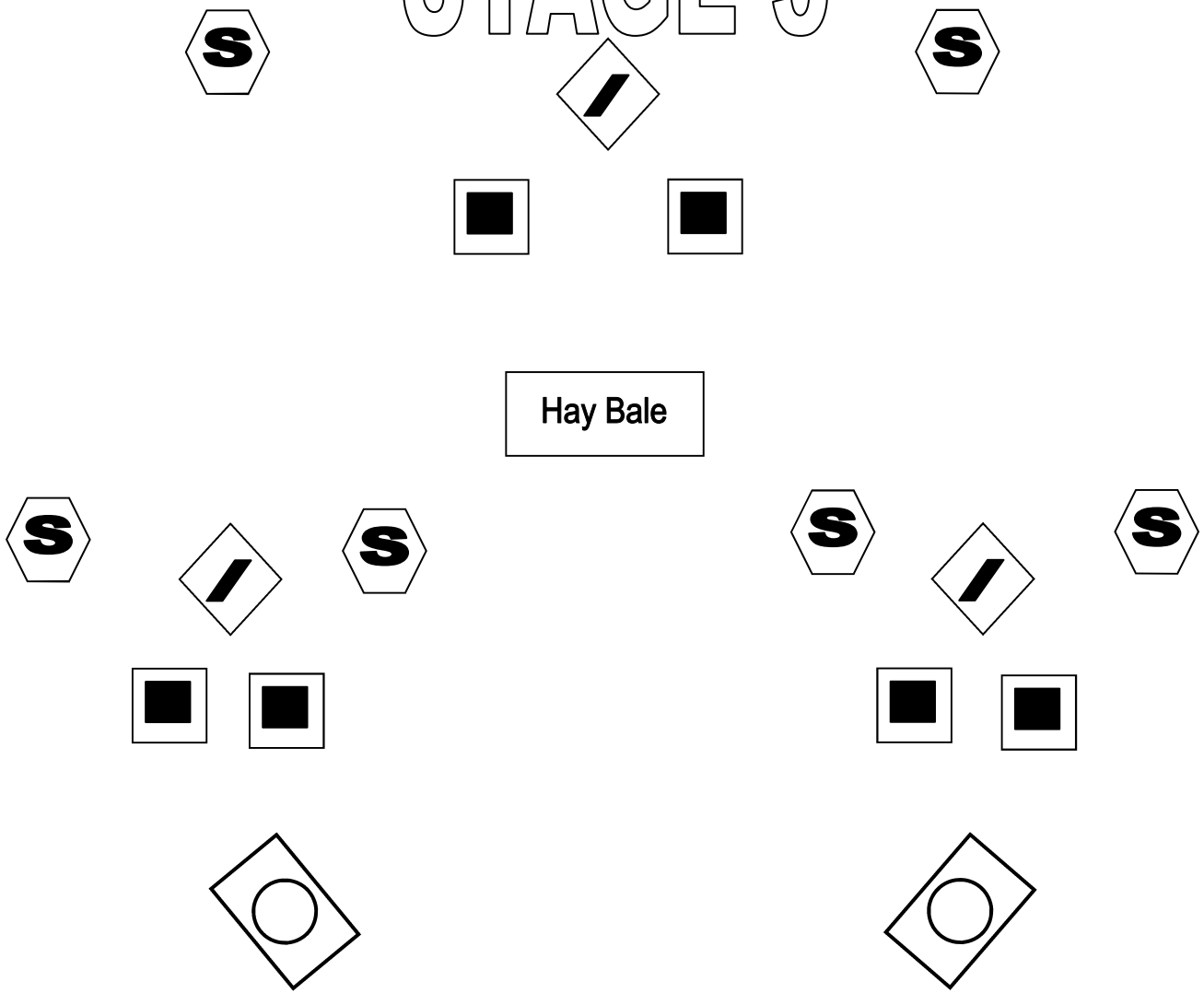
Gun order— Rifle - Shotgun—Pistols

Starting Position— Center of cement rifle cradled in arms

Ready Line—If you shoot him, you'll just make him mad

At the Buzzer— Double tap outside diamonds then double tap squares then double tap center diamond. Move to shotgun engage two from each barrel and two from bale. Pistols from bale same instructions as rifle.

# STAGE 3



## Ammunition and Staging

- Rifle 10 Rounds staged either barrel
- Pistols 10 Rounds Holstered
- Shotgun 2+ rounds staged other barrel
- 

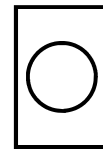
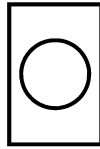
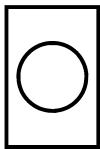


Gun order— Rifle shotgun pistol

Starting Position—behind either barrel hands on staged rifle

Ready Line—Excuse me while I whip this out

At the Buzzer— Rifle from barrel—sweep 3 targets from same direction twice then 4 shots on center target. Move to other barrel and engage two shotgun till down. Move back to first barrel and engage pistols same instructions as rifle.

# STAGE 4



## Ammunition and Staging

- Rifle 10 Rounds staged left barrel
- Pistols 10 Rounds Holstered
- Shotgun 4+ rounds in hands

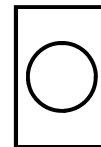
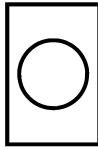
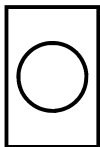


•  
Gun order—shotgun then choice

Starting Position—behind center barrel shotgun in hand 2 shells in hand not touching gun

Ready Line—Well, my name is Jim but most people call me.....Jim

At the Buzzer— Shotgun knock em down. Rifle from left barrel—alternate 6 rounds on top targets then sweep all 4 targets. Yes you can. Pistols from right barrel engage pistols same instructions as rifle

# STAGE 5



## **Ammunition and Staging**

- Rifle 10 Rounds staged anywhere safely
- Pistols 10 Rounds Holstered
- Shotgun 4+ in hands

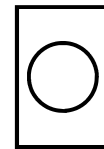
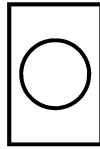
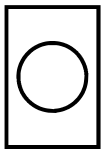


•  
**Gun order— Shotgun then choice**

**Starting Position—behind center barrel shotgun in hands**

**Ready Line—How bout more beans, Mr. Taggart**

**At the Buzzer— Shotgun till down. Rifle from any position 3-2-3-2 sweep from either direction. Pistols from any position between outside barrels same instructions as rifle.**

# STAGE 6



## Ammunition and Staging

- Rifle 10 Rounds staged left table
- Pistols 10 Rounds Holstered
- Shotgun 4+ staged on center barrel

Gun order— P -S—R or R-S-P

Starting Position—behind either outside barrel at the ready

Ready Line—You'd do it for Randolph Scott

At the Buzzer— Rifle from left barrel Nevada sweep from either end. Shotgun from center barrel till down. Pistols from right barrel same instructions as rifle.